

STYLE 85

World's First 2-Piece Split Cartridge
Mechanical Seal




flexaseal 
ENGINEERED SEALS AND SYSTEMS, LLC

US Patent No. 5662340 / Years Active: 1997-2017

THE FIRST TRUE SPLIT CARTRIDGE MECHANICAL SEAL

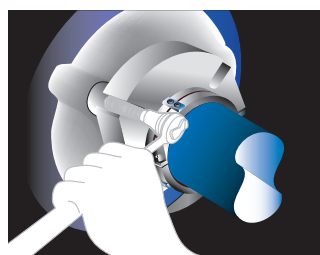
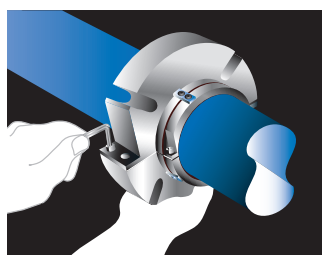
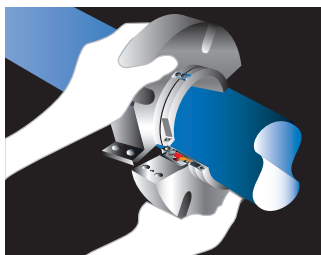
No Measurements
No Shims
No Special Tools
No Glue



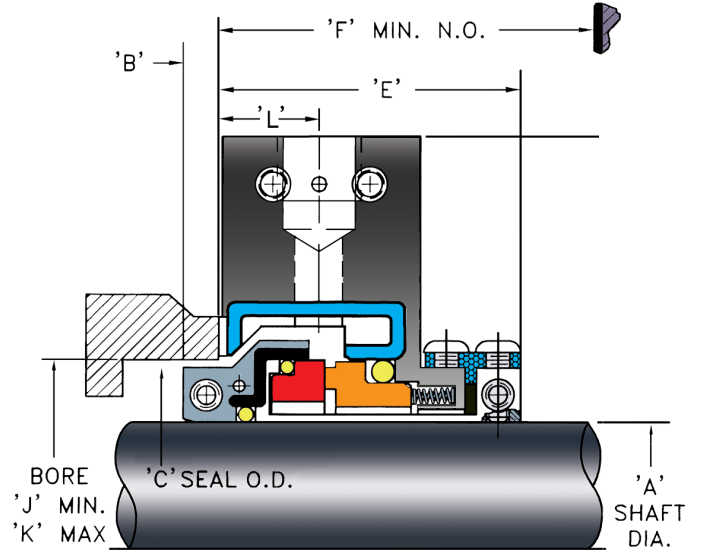
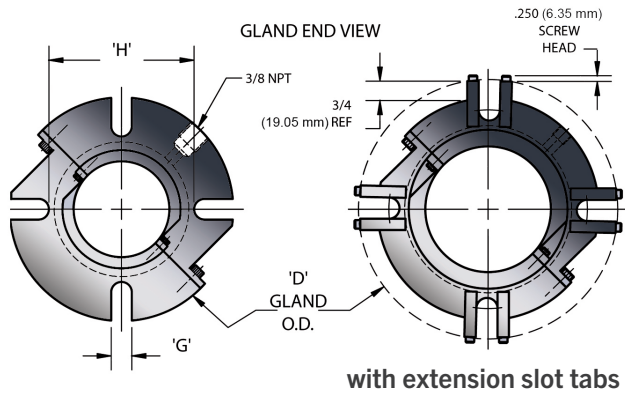
Flexaseal Engineered Seals and Systems, LLC developed the Style 85 Split Cartridge Mechanical Seal to provide the easiest installation found anywhere in the world. After simply attaching two halves over the shaft, the seal mounts to the equipment like any other cartridge mechanical seal. It doesn't get any easier than that!

The Style 85 is the first split cartridge mechanical seal in the world in which just two pieces are handled, eliminating the need to touch sensitive lapped faces. Both sealing faces are secured safely in cartridge halves and cannot be cocked, chipped or damaged. The design of the Style 85 is like no other split mechanical seal on the market: it is engineered as a true, fully split cartridge mechanical seal. The hydraulically-balanced design and stationary multi-spring feature enable centrifugal force to keep the solids away from the seal faces while maintaining the ability to handle higher speeds, pressures and misalignment.

No need to worry about solids, as the springs are protected and out of the product to eliminate clogging. The static shaft sleeve O-ring is positioned outside of the stuffing box to assure a good sealing surface, even on worn packing sleeves! The Style 85 is the first split cartridge mechanical seal that can be fully assembled and pressure tested at the factory. This process ensures the sealing integrity of each seal before it is sent to the field.



For more information on
our Style 85 Split Cartridge
Mechanical Seal, visit
flexaseal.com



(+.000" -.002" or
+.00mm -.05mm)

Materials of Construction

Stationary Gland Assembly	316 Stainless Steel
Rotating Sleeve Assembly	316 Stainless Steel
O-Rings, Gaskets	Viton® (standard) consult factory for AFLAS® or Fluoraz® option
Rotating Face	Silicon Carbide
Stationary Face	Carbon or Silicon Carbide
Springs	Hastelloy C®
Screws	316 Stainless Steel

Additional materials available upon request

Operating Conditions

SEAL SIZE	TEMP.	SPEED	PRESSURE
1¾"-3" (45mm-75mm)	350°F (175°C)	3600 RPM	250 PSI (17 bar)
3½"-3¾" (80mm-95mm)	350°F (175°C)	1800 RPM	200 PSI (14 bar)
37/8"-4¾" (100mm-190mm)	350°F (175°C)	1800 RPM	150 PSI (10 bar)
5"+ (125mm+)	350°F (175°C)	875 RPM	100 PSI (7 bar)

* Maximum temperature / pressure / speed indicates operating extremes independently and does not imply the seal will function at these extremes at the same time. Contact Flexaseal Engineering to review specific operating conditions.

Metric (all sizes in mm)

A	B	C	D	E	F	G	H	J	K	L
45	6.35	65.1	140	54.0	64.0	14.3	84.9	66.68	76.20	16.7
48	6.35	68.2	140	54.0	64.0	14.3	90.5	68.85	79.38	16.7
50	6.35	68.2	140	54.0	64.0	14.3	90.5	68.85	79.38	16.7
55	6.35	77.8	159	54.0	64.0	17.4	100.0	79.40	88.90	16.7
60	6.35	81.0	165	54.0	64.0	17.4	104.8	85.73	95.25	16.7
62	6.35	81.0	165	54.0	64.0	17.4	104.8	85.73	95.25	16.7
65	6.35	85.0	165	54.0	64.0	17.4	112.8	88.90	98.40	16.7
68	6.35	90.5	169	54.0	64.0	17.4	112.8	92.08	104.78	16.7
70	6.35	90.5	197	54.0	64.0	17.4	112.8	92.08	104.77	16.7
71	6.35	93.6	198	54.0	64.0	17.4	122.2	96.80	107.90	16.7
75	6.35	96.8	203	54.0	64.0	17.4	125.4	100.00	111.10	16.7
80	7.14	106.4	210	62.0	72.0	20.6	131.8	108.00	120.65	20.6
87	7.14	112.7	216	62.0	72.0	20.6	138.1	114.30	127.00	20.6
90	7.14	115.9	219	62.0	72.0	20.6	141.3	117.50	130.20	20.6
95	7.14	117.5	222	62.0	72.0	20.6	144.5	119.05	130.18	20.6
100	7.14	125.4	224	62.0	72.0	20.6	147.6	127.00	136.52	20.6
110	7.14	135.0	235	62.0	72.0	20.6	163.5	136.50	149.20	20.6
115	7.14	140.5	248	62.0	72.0	20.6	173.0	142.90	155.60	20.6
120	7.14	143.7	248	62.0	72.0	20.6	176.2	146.05	158.75	20.6
125	9.5	157.2	*273	77.8	96.8	23.8	185.7	160.30	171.40	23.4
140	9.5	169.9	292	78.0	97.0	23.8	198.4	173.00	184.10	23.4
145	9.5	176.2	*305	77.8	96.8	23.8	207.2	179.40	193.70	23.4
150	9.5	182.6	*311	77.8	96.8	23.8	214.3	185.70	200.00	23.4
160	9.5	195.3	*311	77.8	96.8	23.8	223.8	198.40	212.70	23.4
180	9.5	214.3	*343	82.6	101.6	23.8	247.6	217.50	231.80	23.4
219	9.5	250.8	*432	82.6	101.6	31.7	285.8	254.00	269.90	23.4

* Sizes use extension slots tabs

Imperial (all sizes in inches)

SIZE	A	B	C	D	E	F	G	H	J	K	L
-23	1.437	.250	2.187	5.25	2.125	2.500	.562	3.125	2.250	2.625	.656
-24	1.500	.250	2.187	5.25	2.125	2.500	.562	3.125	2.250	2.625	.656
-26	1.625	.250	2.312	5.25	2.125	2.500	.562	3.250	2.375	2.750	.656
-27	1.687	.250	2.437	5.50	2.125	2.500	.562	3.375	2.500	2.875	.656
-28	1.750	.250	2.437	5.50	2.125	2.500	.562	3.375	2.500	2.875	.656
-30	1.875	.250	2.562	5.50	2.125	2.500	.562	3.344	2.625	3.000	.656
-31	1.937	.250	2.625	5.44	2.125	2.500	.562	3.563	2.687	3.125	.656
-32	2.000	.250	2.687	5.44	2.125	2.500	.562	3.563	2.750	3.125	.656
-33	2.062	.250	2.812	6.00	2.125	2.500	.687	3.687	2.875	3.375	.656
-34	2.125	.250	2.812	6.00	2.125	2.500	.687	3.688	2.875	3.375	.656
-35	2.188	.250	2.937	6.25	2.125	2.500	.687	3.813	3.000	3.375	.656
-36	2.250	.250	3.062	6.25	2.125	2.500	.687	3.937	3.125	3.500	.656
-38	2.375	.250	3.188	6.25	2.125	2.500	.687	4.062	3.250	3.500	.656
-39	2.438	.250	3.188	6.44	2.125	2.500	.687	4.125	3.375	3.625	.656
-40	2.500	.250	3.188	6.44	2.125	2.500	.687	4.125	3.375	3.625	.656
-42	2.625	.250	3.347	6.44	2.125	2.500	.687	4.438	3.500	3.875	.656
-43	2.688	.250	3.562	7.82	2.125	2.500	.687	4.438	3.625	4.125	.656
-44	2.750	.250	3.562	7.82	2.125	2.500	.687	4.438	3.625	4.125	.656
-46	2.875	.250	3.687	7.82	2.125	2.500	.687	4.812	3.812	4.250	.656
-47	2.938	.250	3.812	7.88	2.125	2.500	.687	4.938	3.937	4.375	.656
-48	3.000	.250	3.812	7.88	2.125	2.500	.687	4.938	3.937	4.375	.656
-52	3.250	.281	4.188	8.25	2.437	2.812	.812	5.188	4.250	4.750	.812
-54	3.375	.281	4.312	8.25	2.437	2.812	.812	5.313	4.375	4.875	.812
-55	3.438	.281	4.437	8.50	2.437	2.812	.812	5.437	4.500	5.000	.812
-56	3.500	.281	4.437	8.50	2.437	2.812	.812	5.437	4.500	5.000	.812
-58	3.625	.281	4.562	8.63	2.437	2.812	.812	5.562	4.625	5.125	.812
-60	3.750	.281	4.625	8.82	2.437	2.812	.812	5.688	4.687	5.125	.812
-62	3.875	.281	4.812	8.82	2.437	2.812	.812	5.813	4.875	5.250	.812
-64	4.000	.281	4.937	8.82	2.437	2.812	.812	5.813	5.000	5.375	.812
-68	4.250	.281	5.188	9.25	2.437	2.812	.812	6.063	5.250	5.750	.812
-70	4.375	.281	5.312	9.25	2.437	2.812	.812	6.437	5.375	5.875	.812
-72	4.500	.281	5.406	9.69	2.437	2.812	.812	6.500	5.500	6.000	.812
-74	4.625	.281	5.531	9.69	2.437	2.812	.812	6.812	5.625	6.125	.812
-76	4.750	.281	5.656	9.75	2.437	2.812	.812	6.938	5.750	6.250	.812
-79	4.938	.375	6.188	*10.75	3.062	3.812	.937	7.312	6.312	6.750	.923
-80	5.000	.375	6.188	*10.75	3.062	3.812	.937	7.312	6.312	6.750	.923
-82	5.125	.375	6.375	*11.00	3.062	3.812	.937	7.812	6.500	7.250	.923
-84	5.250	.375	6.375	*11.00	3.062	3.812	.937	7.812	6.500	7.250	.923
-88	5.500	.375	6.688	*11.50	3.062	3.812	.937	7.813	6.812	7.375	.923
-92	5.750	.375	6.938	*12.00	3.062	3.812	.937	8.156	7.062	7.625	.923
-96	6.000	.375	7.188	*12.25	3.062	3.812	.937	8.437	7.312	7.875	.923
-100	6.250	.375	7.438	*12.50	3.062	3.812	.937	8.656	7.562	8.125	.923
-104	6.500	.375	7.688	*12.25	3.062	3.812	.937	8.813	7.812	8.375	.923
-108	6.750	.375	7.938	*12.50	3.250	4.000	.937	9.312	8.062	8.625	.923
-112	7.000	.375	8.188	*12.75	3.250	4.000	.937	9.562	8.312	8.750	.923
-136	8.500	.375	9.688	14.25	3.250	4.000	1.000	11.000	9.812	10.250	.923
-140	8.750	.375	9.875	*17.00	3.250	4.000	1.250	11.250	10.000	10.625	.923
-144	9.000	.375	10.125	17.88	3.250	4.000	1.250	11.625	11.000	10.875	.924

Additional sizes available upon request


FAST, SIMPLE AND RELIABLE

Split mechanical seals are designed for environments where it may be difficult to install or replace conventional seals on rotating equipment. The Flexaseal Style 85 two-piece fully split cartridge mechanical seal design is easy to install, making it ideal for hard-to-access equipment such as:

- Pumps
- Mixers
- Agitators

The Style 85 is commonly used in many industries:

- Chemical Processing
- Food Processing
- Industrial
- Mining
- Pharmaceutical
- Power Generation
- Petrochemical
- Pulp and Paper
- Refining
- Water and Waste Management



Registered Trademarks:

Viton® - Dupont Performance Elastomers; Aflas® - Asahi Glass Co.;
Fluoraz® - Greene Tweed; Hastelloy® - Haynes International, Inc.



www.flexaseal.com / sales@flexaseal.com

VERMONT HEADQUARTERS

291 Hurricane Ln.
Williston, VT 05495
TEL 1-800-426-3594 (USA Only)
or 1-802-878-8307
FAX 1-802-878-2479

GULF COAST

1719 S. Sonny Ave.
Gonzales, LA 70737
TEL 1-225-484-0007
FAX 1-225-341-8922

TEXAS

7545 E. Orem Dr.
Houston, TX 77075
TEL 1-832-804-7424

BRAZIL

Rua Javaes, 441/443
Bom Retiro, Sao Paulo
Brazil CEP 01130-010
TEL 55-11-3736-7373
or 55-11-3736-7371
FAX 55-11-3736-7355

DISTRIBUTED BY